



Dave Brown's Tunes, Melodies and other distractions.

101—200 1985 — 2011

This is **Part 2** of a collection of tunes I've written throughout my adult life.



They remember places, people and events and sometimes they remember nothing at all.

All the tunes are written in the traditional Folk Style and were played by me either on the Violin (Fiddle) or the Mandolin.

Dave Brown

Make a donation here



If you have enjoyed this music,
please make a small donation on
my webpage
[https://www.dlbmusic.org.
uk/tunecatalogue.htm](https://www.dlbmusic.org.uk/tunecatalogue.htm)

<https://www.dlbmusic.org.uk>

La Richardière, France 2020.

Port and Starboard

(c) Dave Brown (Ref:101) May 1985

Sheet music for the song "Port and Starboard" in G major, 2/4 time. The music is written on three staves. The first staff is labeled 'A' and contains five measures with chords G, C, Am, D⁷, and G. The second staff is labeled 'B' and contains six measures with chords C, D⁷, G, G, G, and F. The third staff contains five measures with chords F, G, G, F, and G. The piece ends with a double bar line.

The Cardigan Jig

A comfortable jig!

© Dave Brown Oct 1985 ref:102

♩. = 100

A

7

14

B

21

26

The Royal Engagement

♩ = 96

© Dave Brown (Ref:103) Oct 1985

A

The musical score is written for guitar in 3/2 time. It consists of four staves. The first staff begins with a boxed 'A' and contains the first line of music with chords: Am, E7, Am, Am, E7, Am, G7. The second staff contains a first ending (marked '1.') and a second ending (marked '2.'). The third staff begins with a boxed 'B' and contains the second line of music with chords: Am, E7, Am, G, Am, Bm/D, D#Dim, E7, A7, Dm, Dm, E7. The fourth staff contains a first ending (marked '1.') and a second ending (marked '2.').

Am E7 Am Am E7 Am G7

1. 2.

C G Am E7 Am Am E7 Am Am E7 Am E7

B

Am E7 Am G Am Bm/D D#Dim E7 A7 Dm Dm E7

1. 2.

Am G Am E7 Am Am E7 Am Am E7 Am E7 Am

Red Tail Rag

© Dave Brown (Ref:104) March 1986

$\text{♩} = 160$

Chords: G, C⁷, G, C⁷, G, D, D^{Aug}, G, G[#]Dim, A^m, B^m, C⁷, D⁷, G, G, G, C, E⁷, A⁷, D⁷, G, F, A⁷/E, D⁷, G, G, C, E⁷, A⁷, D⁷, G, E⁷/G[#], A⁷, C⁷, D⁷, G

A Strident English style March.

© Dave Brown March 1986 ref:105

♩ = 120

A

6

1. 2.

11

B

17

22

G Bm Em D7 Em

C Cm A7 D7

C Cm D7

G D7 G D7 C D7 Em

C Cm A7 D7 G D7

C D7 G A7 D7 G C G

Now We Are 8!

♩ = 132

(c) Dave Brown (Ref:106) May 1986

The musical score is written for a single melodic line in treble clef, key of D major (indicated by two sharps), and 4/4 time. The tempo is marked as ♩ = 132. The score consists of five staves of music. Chord symbols are placed below the staff to indicate the harmonic accompaniment. The first staff begins with a boxed 'A' above the first measure. The second staff has a long slur over the first two measures. The third staff has a boxed 'B' above the eighth measure. The fourth staff has a long slur over the last two measures. The fifth staff has a long slur over the last two measures. The score ends with a double bar line.

Chord symbols: A, F#m, E7, E7, D, F#7, B7, E7, A, F#m, E7, E7, F#m, D, A, C#m, D, E7, A, F#7, B7, E7, A, F#m, E7, E7, F#m, E7, A, D, A.

Colin's Shirt

Written (very quickly) to celebrate the arrival of Colin Hume's new shirt at the Sidmouth International Festival in August 1986.

© Dave Brown August 1986 ref:107

Revised 2018

$\text{♩} = 116$ [A]

D D D A⁷

5 D Bm A⁷ D D

10 [B] G⁷ G⁷ D D G⁷

15 G⁷ A⁷ A⁷ G⁷







19 G⁷ D A⁷

22 D Bm A⁷ D

Patter No.1

© Dave Brown May 1986 ref:108

Introduction



Patter 2

© Dave Brown May 1986 ref:109

$\text{♩} = 125$

D D G⁷ G⁷

D D A⁷ A⁷ D

G G C⁷ C⁷ D D⁺

G G A⁷ D⁷ A⁷ D

The Verity Polka

© Dave Brown 1986/2018 ref:110

A $\text{♩} = 90$

Chords for Section A:

- Measure 1: G
- Measure 2: Em⁷
- Measure 3: D⁷
- Measure 4: G
- Measure 5: Bm⁷
- Measure 6: C
- Measure 7: G
- Measure 8: G
- Measure 9: Em
- Measure 10: Em
- Measure 11: D
- Measure 12: D
- Measure 13: C
- Measure 14: Am
- Measure 15: D⁷
- Measure 16: B⁷
- Measure 17: Em
- Measure 18: D
- Measure 19: C
- Measure 20: B⁷
- Measure 21: Am
- Measure 22: Am/G
- Measure 23: F[#]m⁷
- Measure 24: Em⁷
- Measure 25: D⁷
- Measure 26: D⁷
- Measure 27: G

B

Repeats | End

The Bridge of Athlone

© Dave Brown May 1986 ref:111

$\text{♩} = 110$

The musical score for 'The Bridge of Athlone' is written in G major (one sharp) and 6/8 time. It consists of six staves of music. The tempo is marked as $\text{♩} = 110$. The score includes various chords and repeat signs.

Staff 1: Starts with a repeat sign. Chords: G, G, A⁷, D⁷. A box labeled 'A' is above the first measure.

Staff 2: Chords: G, G, A⁷, D⁷, G, G, E⁷. First and second endings are indicated by bracketed lines.

Staff 3: Starts with a repeat sign. Chords: Am, Am, E⁷, E⁷. A box labeled 'B' is above the first measure.

Staff 4: Chords: Am, Am, E⁷, Am, Am, D⁷. First and second endings are indicated by bracketed lines.

Staff 5: Starts with a repeat sign. Chords: G, C, C⁺, A⁷, D, G, C, C⁺. A box labeled 'C' is above the first measure.

Staff 6: Chords: A⁷, D⁷, G, C, C⁺, A⁷, D⁷, G. First and second endings are indicated by bracketed lines.

Fall-Out Jig

♩. = 132

(c) Dave Brown (Ref: 112) May 1996

A

G C⁷ G A⁷ D G⁷ D F

G C⁷ D⁷ G

B

G C⁷ A⁷ D⁷ A⁷ D⁷ G C⁷

A⁷ D⁷ E_m D⁷ G G C⁷ A⁷ D⁷ A⁷

D⁷ G B_b F B_b E_b D⁷ G

March for Joy

© Dave Brown August 1986 ref:113

A

Section A consists of two staves of music in G major, 4/4 time. The first staff contains measures 1-4 with chords G, G, G, and D7. The second staff contains measures 5-8 with chords G, D7, D7, and G. A first ending bracket covers measures 7-8, and a second ending bracket covers measure 8.

B

Section B consists of two staves of music in G major, 4/4 time. The first staff contains measures 9-12 with chords C, F, C, Am, D7, and G+. The second staff contains measures 13-16 with chords C, F, D7, D7, and G. A first ending bracket covers measures 15-16, and a second ending bracket covers measure 16.

Jolity

© Dave Brown August 1986 ref:114

A
 G C G Am D⁷ Em D⁷
 1. 2.
 G C G Am D⁷ G G
 B
 C G Am D⁷ Em D⁷
 C G Am D⁷ G
 C
 G Bm C G Am D⁷
 1. 2.
 G Bm C G Am D⁷ G G

Elegance

© Dave Brown 1986

Ref:115

Play smoothly and with "Elegance"

[A]

Section A consists of two staves of music. The first staff contains 8 measures with chords: Dm, Dm, Dm, A⁷, B \flat , Gm⁶, Dm, and A⁷. The second staff contains 8 measures with chords: Dm, Dm, Gm⁶, Gm⁶, C⁷, F, A⁷, and Dm. Both staves feature eighth-note patterns with slurs and a trill (tr) in the final measure of each staff.

[B]

Section B consists of two staves of music. The first staff contains 8 measures with chords: Dm, G⁷, C, F, B \flat , B \flat , A⁷, and A⁷. The second staff contains 8 measures with chords: Dm, Dm, Gm, Gm, C⁷, F, A⁷, and Dm. Both staves feature eighth-note patterns with slurs and a trill (tr) in the final measure of each staff.

recorded on Outside of the Square DB003CD www.dlbmusic.org.uk

Pip Squeak

(c) Dave Brown (Ref: 116) Feb 1987
revised May 2005

♩ = 120

A

F F Dm F C⁷ Dm

1. 2.

F B \flat C⁷ F B \flat A⁷ Dm

B

Dm Dm/C B \flat Gm Dm

1. 2.

Dm/C B \flat A⁷ Dm Gm C⁷ F

Katharine the Great

(c) Dave Brown June 1987 (Ref:117)

$\text{♩} = 132$

Chords: C, C, F, G^7 , C, C, Am, G, C, C, F, G^7 , Dm, Am 7 , G^7 , C, F, C, F, C, Dm, C, Am, G, C, C, F, G^7 , Am, Am, G^7 , C

KATHARINE Maureen Hill 2013

3 couple longways

CD Connections, Dave Brown, track 3 4.48

Tune: Katharine the Great

A1 1-4 1st corners set, $\frac{1}{2}$ two hand turn

5-8 2nd corners repeat

A2 1-4 1st couple, followed by 3rd couple, lead up through 2nd couple, separate and cast to finish with 1st couple in 3rd place

5-8 3rd couple $\frac{1}{2}$ figure 8 down through 1st couple.

B1 1st couple dance 2 steps up the centre, turn and dance backwards 2 steps, dance down the set through 3rd couple, cast to middle place, 3's move down

B2 1-2 Take hands in side lines, fall back

3-4 1st couple stand still and bring the others forward to form a circle

5-8 Circle left $\frac{1}{2}$ way until proper

Miss Kirsty Rose

(c) Dave Brown (Ref: 118) May 1992
revised May 2005

$\text{♩} = 145$

A

D A⁷ D A⁷ A⁷ A⁷ A⁷ A⁷

D B⁷ E⁷ A⁷ D E_m D_ø/F D/F#G A⁷ D

B

E⁷ E⁷ E⁷ E⁷ A⁷ A⁷ A⁷



D⁷ D⁷ G A⁷ D E_m D_ø/F D/F# G A⁷ D

Laura's Swing

(c) Dave Brown (Ref: 119) May 1993

♩. = 120

A



Heidi's Waltz

(c) Dave Brown June 1993 (ref:120)

♩ = 120

A

Chords for Section A:

- Measure 1: D
- Measure 2: D/C#
- Measure 3: Bm
- Measure 4: A⁷
- Measure 5: D
- Measure 6: D/C#
- Measure 7: G
- Measure 8: A⁷
- Measure 9: D
- Measure 10: D/C#
- Measure 11: Bm
- Measure 12: A⁷
- Measure 13: D
- Measure 14: Bm
- Measure 15: Em
- Measure 16: D
- Measure 17: Bm
- Measure 18: Em
- Measure 19: Em
- Measure 20: Bm
- Measure 21: Em
- Measure 22: A⁷
- Measure 23: D
- Measure 24: D/C#
- Measure 25: Bm
- Measure 26: A⁷
- Measure 27: D
- Measure 28: G
- Measure 29: A⁷
- Measure 30: D

B

Heatherington's Hornpipe

(c.) Dave Brown Sept. 1994 Ref: 121

The musical score for Heatherington's Hornpipe is written in 4/4 time and consists of five staves. The key signature has one flat (Bb). The score includes various chords and melodic lines with repeat signs and first/second endings.

Staff 1: F C7 F C7 F C7

Staff 2: Dm Dm F C7 F C7 F Bb

Staff 3: Am Bb F C7 F F C7 F 3 Dm Dm

Staff 4: Dm/C Dm/C Dm/Bb Dm/Bb A7 A7 F C7

Staff 5: F Bb Am Bb F C7 F F C7 F

15 Dollar Coke

© Dave Brown (Ref:122) June 1994

$\text{♩} = 120$

A

D A G D A G

D D G F A

B

D Em F#m G D Em F#m G

D D G F A

Mona Lisa

♩ = 132

(c) Dave Brown (Ref:123) June 1994

[A]

D D A⁷ D D A⁷

D D A⁷ D A⁷ D

[B]

G A B⁷ E⁷

A D B⁷ E_m B⁷ E⁷ A⁷ D

Jig for Catherine

(c) Dave Brown (Ref: 124) Oct. 1994

A ♩ = 120

Chords for System A: G, G, C, D⁷, G, G, D⁷, E_m, B_m, C, G, G, D⁷, G

Chords for System B: G, C, F, F[#]_o, G, D, B⁷, E_m, x---x, D⁷, x---x, G, G, D⁷, E_m, B_m, C, G, G, D⁷, G

Protherough's Jig

© Dave Brown Ref: 125 Oct. 1994

Sheet music for Protherough's Jig, featuring four staves of music in 6/8 time, with chord progressions indicated below the notes.

Staff 1: Chords: Dm, Dm, Am, C, Dm, Dm. Section A is marked at the beginning.

Staff 2: Chords: Am, Dm, Dm, C, Dm. Section B is marked at the beginning.

Staff 3: Chords: Am, Dm, C, Gm, Am, Dm, A⁷, Dm, C.

Staff 4: Chords: B \flat , Am, Dm, Dm, Am, Dm.

Jig for Bob

(c) Dave Brown (Ref:126) Oct. 1994

Chords for Staff 1: A, A/G#, F#m, E⁷, A

Chords for Staff 2: F#m, B⁷, E⁷, A, A/G#, F#m

Chords for Staff 3: E⁷, E⁷, E⁷, A, A, A⁷, D, D

Chords for Staff 4: A, E, A, E, A, E, A⁷, D

Chords for Staff 5: D, A, A, E⁷, E⁷, A, D, A

Dandelion Whine

(c) Dave Brown (Ref: 127) Oct. 1994

♩. = 132

A

Am Am G G

Am Am G Am

B

Am G F E⁷ Am

G F E⁷ Am G F

E⁷ Am Dm E⁷ Am

Miss Rosie Bird

© Dave Brown (Ref:128) Sept 1995

$\text{♩} = 112$

A

G C D⁷ D⁷

1. D⁷ 2. G

B

G C G D⁷ G D⁷ G

The Empty Years

(c) Dave Brown October 1995 (Ref:129)

$\text{♩} = 120$

A

Gm Eb F Gm Eb Cm

Bb D⁷ Gm Eb F Gm

Eb D⁷ Gm Gm Bb Gm

Bb F Bb Bb/D Eb E_o Bb/F D⁷/F# Gm

Eb F Gm Gm D⁷ Gm Gm

Columbine

Play stridently and with a bit of a lilt.

(c) Dave Brown October 1995 (Ref: 130)

♩ = 132

A

G G C G G G

D⁷ D⁷ G G C G C

B

B⁷ Em Em G G A⁷/G A⁷/G

D⁷/F# Em Eb^o D⁷ G G/F#

Em C C#^o D⁷ G G

Lack of Patience

© Dave Brown December 1995 ref:131

A $\text{♩} = 90$

7 **B**

13

19

Home on the Hill

(c) Dave Brown January 1996 (Ref: 132)

♩ = 120

A

F B \flat Gm⁷ C⁷ F B \flat

F C⁷ B \flat Bbm C⁷ A⁷ Dm

B

F C⁷ F⁷ B \flat Bbm C⁷

F F F₀ Gm⁷ C⁷ B \flat Bbm

C⁷ A⁷ Dm F B \flat F

Patience

© Dave Brown January 1996 (Ref:133)

© Dave Brown January 1996 (Ref:133)

♩ = 120

A

D G Em A⁷ D G

Em A⁷ D G Em A⁷ D

B

G Em A⁷ B_m Em B_m

Em B_m Em G A⁷ D

F_{#m} B_m Em F_{#m} G A⁷ D

tr~

Release

© Dave Brown March 1996 ref:134

$\text{♩} = 110$

A

F F/E Dm C

1. 2.

F Gm⁷ Dm⁷ C⁷ F F

B

F F/E Dm⁷ C⁷

1.

C⁷ C⁷/B^b C⁷/A F

2.

F B^b Dm⁷ C⁷ F

Harvard Heights

© Dave Brown June 1996 ref:135

A $\text{♩} = 120$

Dm Dm Dm Dm Am⁷

Dm Dm Dm C Dm

B

Am Am⁷ F Em⁷ Em⁷

Am Am⁷ F C E⁷ Dm

1. 2.

Reel Rouge

Ref:136

© Dave Brown September 1996

♩ = 120

A

A A C C

A A G A

B

D C Bm A⁷ D

D G D A⁷

D x x C x x A⁷ E⁷

Reel Blanc

Ref:137

© Dave Brown September 1996

A A A E⁷
 A A D⁷ E⁷ A
 A E⁷ A E⁷ A E⁷
 A E⁷ D⁷ E⁷ A

Tom Tiddler

written for Thomas Cathcart Bird

Ref:138

© Dave Brown - October 2001

[A]

Section A consists of 12 measures. The melody is written in treble clef with a key signature of one flat (Bb). The accompaniment is in bass clef. The notes are: D4, E4, F4, G4, A4, Bb4, A4, G4, F4, E4, D4, C4. The chords are: Dm, Dm, Dm, Dm, Dm, Dm, Dm, Dm, A, Dm, Dm, Dm.

[B]

Section B consists of 12 measures. The melody is written in treble clef with a key signature of one flat (Bb). The accompaniment is in bass clef. The notes are: D4, E4, F4, G4, A4, Bb4, A4, G4, F4, E4, D4, C4. The chords are: Dm, Dm, Dm, Dm, Dm, Dm, F, Dm, Am, Bb, C, Dm, Dm, Dm.

Junior for Christopher Day

(c) Dave Brown August 2001 (Ref:139)

♩ = 132

♩ = 132 A

G G G G G G

C⁶ D⁷ G G G G⁺ C

B

D⁷ G G Am Am G

G F F E E Am Em

G G D⁷ D⁷ G G


Felicity

(for Felicity Bird)


Ref: 140

(c) Dave Brown July 2002

Play with a swing style
introduction



//



ver.UK

Charlotte

c. Dave Brown February 2003 (Ref: 141)

♩ = 120

A

Chord symbols for System A:

- Staff 1: G, G/F#, Em, Em, D
- Staff 2: D7, G, G, G, G, Bm
- Staff 3: Em, C, C#Dim, D7, G

B

Chord symbols for System B:

- Staff 1: C, C, G, G, C
- Staff 2: Am, D9, D7, G, G/F#, Em
- Staff 3: Em, D, D7, G, G

David's Dilemma

© Dave Brown (Ref:142) Feb 2003

$\text{♩} = 120$ **A**

D G⁷ D C D

1. G⁷ A⁷ A⁷ 2. G⁷ A⁷ D

B

D D G⁷ G⁷ D

D C D D D

G⁷ G⁷ E⁷ F F^{#m} G A Bm A⁷/C[#] D

Leaping Lewis

© Dave Brown (Ref:150) April 2005

A

A A A E⁷ A A D E⁷ EAug

A A A E⁷ A D E⁷ A

B

A E⁷ F^{#m} E⁷

A E⁷ F^{#m} E⁷ EAug A

A A A A D E⁷ A

Rachael's March

♩ = 102

(c.) Dave Brown (Ref:143) July 2003

A

D G D A⁷ D D G

D A⁷ D D G D A⁷ D D

B

G G A⁷ D D A⁷ A⁷

B^m B^m A⁷ A⁷ D E^m

F^{#m} F^{#m} G A⁷ D D

Moonstone Waltz

© Dave Brown 2004/2018 ref:144

♩=110

A

G D⁷ G D⁷

G Bm Em⁷ D⁷ D⁷

B

G 3 C D⁷ D⁷

G Am D⁷ D⁷ G

Turtle Bay

Swing Style Waltz (Very dreamy)

(c) Dave Brown March 2004

$\text{♩} = 120$ **A**

Chord symbols for Section A:

- Measure 1: GMAJ⁷
- Measure 2: A
- Measure 3: Bm
- Measure 4: F#m⁷
- Measure 5: Bm
- Measure 6: Bm
- Measure 7: Em
- Measure 8: Bm

Chord symbols for Section B:

- Measure 9: GMAJ⁷
- Measure 10: A
- Measure 11: Bm
- Measure 12: F#m⁷
- Measure 13: Bm
- Measure 14: F#m
- Measure 15: G
- Measure 16: *cresc.* A
- Measure 17: Bm
- Measure 18: F#m
- Measure 19: Em
- Measure 20: F#m
- Measure 21: Bm
- Measure 22: F#m
- Measure 23: Em
- Measure 24: A⁷
- Measure 25: Bm
- Measure 26: F#m
- Measure 27: A
- Measure 28: G
- Measure 29: Bm
- Measure 30: D
- Measure 31: Em
- Measure 32: F#m
- Measure 33: Bm

Jig on the Scaffold

(c) Dave Brown (Ref: 146) Nov. 2004

♩. = 132

A

A A A D

A A E⁷ A A

B

D A A D D A

E⁷ E⁷ D A A

D D A E⁷ A A

1. 2.

Kuala Tahan

Play Mysteriously

© Dave Brown (Ref:147) March 2004

A ♩ = 120

Gm Gm Gm D7

Gm Gm D7 Gm D7 Gm Gm

B

D D A D D

D Gm Gm A7 D7 Gm D7 Gm

Swakopmund Lass

♩ = 120

© Dave Brown (Ref:148) Feb 2004

Sheet music for "Swakopmund Lass" in A major (three sharps: F#, C#, G#). The tempo is marked as ♩ = 120. The music is written in treble clef with a common time signature (C). The key signature is A major.

The music is divided into two main sections, A and B, each with a first and second ending.

Section A: This section consists of two lines of music. The first line contains four measures with chords A, A, E⁷, and E⁷. The second line contains four measures with chords A, A, F#m, and E⁷, followed by a first ending (1.) and a second ending (2.).

Section B: This section also consists of two lines of music. The first line contains five measures with chords A, E⁷, A, E⁷, and A. The second line contains four measures with chords E⁷, F#m, E⁷, and A, followed by a first ending (1.) and a second ending (2.).

Rumble in the Jungle

Ref: 149

© Dave Brown April 2004

A

Am Am Am E⁷

Am Am Am E⁷

B

Am Am G E⁷

Am C E⁷ E⁷ Am

1. 2.

Leaping Lewis

© Dave Brown (Ref:150) April 2005

The musical score for "Leaping Lewis" is written in E major (one sharp) and 4/4 time. It consists of two systems, A and B, each with two staves of guitar tablature. Chords are indicated by letters (A, E7, D, EAug, F#m) and fret numbers (1-4) are placed above the notes. System A (measures 1-8) includes chords A, E7, D, and EAug. System B (measures 9-16) includes chords A, E7, F#m, and EAug. The score ends with a double bar line.

System A:

Staff 1: A (1 2 3 4), A (1 2 3 4), A (1 2 3 4), E7 (1 2 3 4), A (1 2 3 4), A (1 2 3 4), D (1 2 3 4), E7 (1 2 3 4), EAug (1 2 3 4).

Staff 2: A (1 2 3 4), A (1 2 3 4), A (1 2 3 4), E7 (1 2 3 4), A (1 2 3 4), D (1 2 3 4), E7 (1 2 3 4), A (1 2 3 4).

System B:

Staff 3: A (1 2 3 4), E7 (1 2 3 4), F#m (1 2 3 4), E7 (1 2 3 4).

Staff 4: A (1 2 3 4), E7 (1 2 3 4), F#m (1 2 3 4), E7 (1 2 3 4), EAug (1 2 3 4), A (1 2 3 4).

Staff 5: A (1 2 3 4), A (1 2 3 4), A (1 2 3 4), A (1 2 3 4), D (1 2 3 4), E7 (1 2 3 4), A (1 2 3 4).

Home Again!

♩ = 132

© Dave Brown (Ref:151) Jan 2005

A

Section A consists of two staves of music in G major (one sharp). The first staff contains 8 measures, and the second staff contains 8 measures, including a first and second ending. The notes are: G4 (half), A4 (quarter), B4 (quarter), A4-G4 (beamed eighth notes), F#4 (quarter), E4 (half). The second ending of the first staff is G4 (half), A4 (quarter), B4 (quarter), A4-G4 (beamed eighth notes), F#4 (quarter), E4 (half). The second staff contains 8 measures, including a first and second ending. The notes are: G4 (half), A4 (quarter), B4 (quarter), A4-G4 (beamed eighth notes), F#4 (quarter), E4 (half). The second ending of the second staff is G4 (half), A4 (quarter), B4 (quarter), A4-G4 (beamed eighth notes), F#4 (quarter), E4 (half).

D A E⁷ A E⁷ A E⁷

D A E⁷ A E⁷ A A

B

Section B consists of two staves of music in G major (one sharp). The first staff contains 8 measures, and the second staff contains 8 measures, including a first and second ending. The notes are: G4 (half), A4 (quarter), B4 (quarter), A4-G4 (beamed eighth notes), F#4 (quarter), E4 (half). The second ending of the first staff is G4 (half), A4 (quarter), B4 (quarter), A4-G4 (beamed eighth notes), F#4 (quarter), E4 (half). The second staff contains 8 measures, including a first and second ending. The notes are: G4 (half), A4 (quarter), B4 (quarter), A4-G4 (beamed eighth notes), F#4 (quarter), E4 (half). The second ending of the second staff is G4 (half), A4 (quarter), B4 (quarter), A4-G4 (beamed eighth notes), F#4 (quarter), E4 (half).

A A E⁷ A E⁷

A A D E⁷ A E⁷ A

Bluecar Jig

(c) Dave Brown Ref: 152. June 2005

A $\text{♩} = 96$

G F G F

G B \flat F 7 D 7

B

G Cm D 7 Gm G 7 Cm

G Cm B \flat D 9 G G Cm

D 7 Gm Cm Gm Am D 7 G

Barking of the Shins

(c) Dave Brown Ref: 153. May 2005 (Chippenham Festival)

Am Am Am E 7 Am

Am Am E 7 E 7 Am Am

F F Am Am F

E 7 Am Am F 7 F 7

G x-----x G x-----x G G Am

Mr. & Mrs. Eden

Ref: 154

Strathspey

(c) Dave Brown August 2005

♩ = 120

A

G D⁷ G C G D⁷

G D⁷ G C G D⁷ G³ D⁷ G D Em

1. 2. **B**

D⁷ G D⁷ G Em Em Em Bm

Em Em C B⁷ Em Em Em Em B⁷

1. 2.

G E⁷/G[#] A⁷ D⁷ G D⁷ G

G and C

Reel

© Dave Brown Aug 2005 (Ref: 155)

The musical score is written in G major (one sharp, F#) and common time. It consists of two systems, each with two staves. The first staff of each system is marked with a box containing the letter 'A' or 'B'. The second staff of each system is marked with the letter 'G'. Chord symbols (G, C, F7) are placed below the notes to indicate the harmonic structure. The melody is written in treble clef and features a mix of eighth and sixteenth notes, often beamed together. The piece concludes with a double bar line and repeat dots.

Miss Claire Moir

Slow Air

Ref: 156
© Dave Brown August 2005

A

B

Final B Music

White Horse Waltz V.2.

play with a swing.

(c) Dave Brown March 2006(Ref 157)

♩ = 112

Chord symbols: G, D⁷, D⁷, G, C, A⁷, D⁷, D⁷, G, G, F, F, E_m, B_m, C, D⁷, G, G, F, E_m, B_m, C, D⁷, G.

Do You Wanna Dance With Me?

Ref:158

© Dave Brown October 2006

A

Section A consists of four staves of music. The first staff begins with a repeat sign and contains four measures with chords Am, Am, Am, and Am. The second staff contains four measures with chords Am, Am, E7, and E7. The third staff contains four measures with chords Am, Am, Bm, and Bm. The fourth staff contains four measures with chords C, D, E7, and Am. The section ends with a double bar line.

B

Section B consists of four staves of music. The first staff contains four measures with chords E7, E7, F, and F. The second staff contains four measures with chords G, G, Am, and Am. The third staff contains four measures with chords Bm, Bm, C, and C. The fourth staff contains four measures with chords D, D, E7, and E7. The section ends with a double bar line.

Let it all hang out !

Ref:159

© Dave Brown August 2005

Em Em Em Em

Em F#m G A A

Em Em B⁷ B⁷ Em

Em B⁷ B⁷ Em C

Am B⁷ G Am Bm C D D

Skylark Blues

32 bar blues to be played in a jig style.

© Dave Brown April 2007 ref:160

♩. = 120

9

15

A7 A7 A7 A7 D7 D7 D7 D7

B1 B2

A7 A7 A7 A7 E7 E7

D7 D7 A A E7 E7

Sky Slip

Ref:161

Dave Brown April 2007

$\text{♩} = 110$

A

Dm B \flat C A 7

Dm B \flat C A 7 /C \sharp Dm A 7

B

Dm C B \flat A 7

Dm E F C G G \sharp A B \flat B C A 7 A Dm

D C \sharp A D

The musical score for 'Sky Slip' is written in 9/8 time with a key signature of one flat (Bb). It consists of four staves of music. The first staff begins with a repeat sign and a box labeled 'A'. The second staff continues the melody. The third staff begins with a box labeled 'B'. The fourth staff concludes the piece with a double bar line. Chords are indicated below the notes: Dm, Bb, C, A7, A7/C#, Dm, A7, C, Bb, A7, Dm, E, F, C, G, G#, A, Bb, B, C, A7, A, Dm, D, C#, and A.

Lark in Blue

Dave Brown April 2007

Ref: 162

The musical score for "Lark in Blue" is written in 9/8 time and consists of two systems of staves. The first system contains two staves, and the second system also contains two staves. Chords are indicated below the staves, and melodic lines are written on the staves. The key signature has one flat (Bb).

System 1:

- Staff 1: Melodic line with a repeat sign at the beginning. Chords: Am, Dm⁷, Am, F, E⁷.
- Staff 2: Melodic line. Chords: Am, Dm⁷, Am, F, G, Am.

System 2:

- Staff 1: Melodic line with a repeat sign at the beginning. Chords: F, Dm⁷, F, Dm⁷.
- Staff 2: Melodic line. Chords: A⁷, A⁷, Dm⁷, E⁷.

Chris Turner's Other Jig

Ref:163

(c) Dave Brown January 2007

The musical score for "Chris Turner's Other Jig" is written in 6/8 time and consists of five staves. The key signature has one flat (B-flat). The score includes two section markers, A and B, and a variety of chords.

Staff 1: Starts with a treble clef and a 6/8 time signature. It begins with a repeat sign and a box labeled 'A'. The melody is followed by the chords: Dm, Am, C, Gm, and Dm.

Staff 2: Continues the melody with the chords: Am, C, A⁷, Dm, Am, and C.

Staff 3: The melody continues with the chords: Gm, Dm, Am, E⁷, E⁷, and Am/G. A box labeled 'B' is placed above the staff.

Staff 4: The melody continues with the chords: F, Em⁷, Dm, Dm/C, B^b, B^b, and Am.

Staff 5: The final staff of the score, with the melody and the chords: Am/G, F, Em⁷, Dm, Dm/C, B^b, and A⁷.

The Polychromatic Gentleman

written for Chris Turner.

Ref: 164

© Dave Brown Jan 2007

♩. = 110

A

Dm⁷ Dm⁷ Gm⁷ Gm⁷

C⁷ C⁷ FMAJ⁷ FMAJ⁷

Dm⁷ Dm⁷ Gm⁷

Gm⁷ C⁷ C⁷ FMAJ⁷ FMAJ⁷

B

B^b B^b Am⁷ Am⁷

Gm Gm F Em⁷ A Dim⁷/E^b

B^b/D B^b Gm⁷ Gm⁷

1,2,3. Ending

C C A⁷ A⁷ rit. C⁷ Dm

Mont Dore

Ref: 165

© Dave Brown August 2007

A ♩ = 120

Em Em Em B⁷

Em D C B⁷ Em

B

Em Em C⁷ C⁷

F F D⁷ D⁷

G G E⁷ E⁷

A^m A^m B⁷ B⁷

Massive in the Massif

© Dave Brown August 2007 - Ref 166

The musical score for 'Massive in the Massif' is written in treble clef with a key signature of one sharp (F#) and a common time signature (C). The score consists of five staves of music. The first staff begins with a repeat sign and a first ending bracket labeled 'A'. The second staff contains two first endings, labeled '1.' and '2.'. The third staff begins with a repeat sign and a first ending bracket labeled 'B'. The fourth and fifth staves continue the melody. Chord symbols are placed below the staff lines: Am, D, A m, D, A m, D, B7, E7, Am, D, B7, Em, Am, D, B7, Em, Am, D, B7, E7.

Les Petites Cigognes

Ref: 167
by Dave Brown (August 2007)

Staff 1 (A): D, D, Bm, A, A

Staff 2: Bm, D, A, D, Bm, A⁷, Bm

Staff 3 (B): A, Bm, C, C, Am, C, B^b, Am

Staff 4: G, F, Em, Dm, C, B^b, Am, G, F

Staff 5: 1. Em, Am, Am, A, A; 2. A, D

Tree Crash Reel

Ref:168

(c) Dave Brown 17th October 2007

A

G G G G D7

G G C D C G

B

G C D7 G

G C D7 G

G GAug C D7

G C D7 G

D7 D7 F#Dim C#Dim

Replace with a glissando to simulate a car crash at this point↑

Tune written to "celebrate" Colin Hume's car crash with a tree in November 2007!

Waiting for Min Xian

© Dave Brown April 2008

Ref: 169

$\text{♩} = 120$

A

Em⁷ Em⁷ G G

Em⁷ D C Bm Am G Em Em

B

C B \flat Am G

D D Em D

G B \flat Am G

D D Em Em Em Em

Amy Nedd's a-Comin'

Ref: 170

© Dave Brown April 2008

A

Am Am F F Am

Am Dm E⁷ E⁷ Am D

D Am D Am E⁷ Am

D Am D E⁷ Am D D F G Am

Min is Here!

© Dave Brown July 2008 ref:171

A $\text{♩} = 120$

Am Am/G F Em

Am Am/G Am/E C G Am

B

Dm Am Dm Em Am

Dm Am Am/G F Em G Am

The Yarn Market Jig

© Dave Brown December 2007 ref:172

A

Em D C Bm

1. 2.

Em D C B⁷ C B⁷

B

Em Em F#m F#m

1. 2.

G G A B⁷ B⁷

Using the Spoon

Ref:173

© Dave Brown October 2008

Staff 1: **A** Dm Dm/C Bb Am Dm
 Staff 2: Am Dm Am C Dm Bb Bb
 Staff 3: C C Dm Bb Am
 Staff 4: Dm Am Bb A⁷ Dm A⁷
 Staff 5: Bb G⁷/B C A⁷/C# Dm A⁷ Dm

China Joy

Ref: 174

© Dave Brown October 2008

A
 D G D Bm D
 1. G Bm A⁷ Bm A⁷ D
 2. Bm A⁷ D
B
 Bm Em F#m⁷ G Bm
 1. B⁷/D# E⁷ A⁷
 2. E⁷ A⁷ D

Shanghai Calypso

© Dave Brown October 2008 ref:175

4

7

10

13

16

G

G

D7

D7

G

Em

A7

D7

G

D7

G

Em

Em

Em

Em

A7

A7

D

x---x

Em

Em

G

A7

D7

G

D7

G

Smudge The Dog.

© Dave Brown October 2008

Ref: 176

Chords indicated in the score:

- Staff 1: G, E⁷, G, E⁷
- Staff 2: G, E⁷, A⁷, D, F#⁷
- Staff 3: B_m, B_m, B_m, F#_m, B_m, B_m
- Staff 4: B_m, F#⁷, B_m, B_m, G, G
- Staff 5: E⁷/G#, E⁷/G#, A⁷, D, D, D

Other markings include a first ending (1.) and a second ending (2.), a 'Repeats' section, and an 'End' section.

Duplicity

Ref : 178
© Dave Brown January 2010

Musical score for the song "Duplicity". The score is written in treble clef, key of D major (two sharps), and 6/8 time. It consists of four staves of music, each with corresponding chord labels below the notes.

Staff 1: The first staff begins with a boxed letter **A** above the first measure. The notes are G4, A4, B4, A4, G4, F#4, E4, D4. The chords below are G, D, Bm, C, D, Em, and A.

Staff 2: The second staff continues the melody. The notes are G4, A4, B4, A4, G4, F#4, E4, D4. The chords below are G, D, Bm, C, A7, D, and D. The staff ends with a double bar line and a repeat sign, followed by a first ending (1.) and a second ending (2.).

Staff 3: The third staff begins with a boxed letter **B** above the first measure. The notes are E4, D4, C4, B3, A3, G3, F#3, E3. The chords below are Em, D, C, Bm, and Bm/A.

Staff 4: The fourth staff continues the melody. The notes are G4, A4, B4, A4, G4, F#4, E4, D4. The chords below are G, C, D, A7, D, and D. The staff ends with a double bar line and a repeat sign, followed by a first ending (1.) and a second ending (2.).

A New Contra Dance Tune

Ref: 179

$\text{♩} = 120$

© Dave Brown (February 2010)

A

Chords for Section A: Gm, Gm⁷, Gm, Gm⁷, Gm, Gm⁷, Gm, F/G, Gm.

B

Chords for Section B: Gm Cm Dm, Gm Cm Dm, Gm Cm Dm, Gm, Gm, C, C, Dm, Dm, C, C, Dm, Dm, Gm.

American Quiz-ine

Ref:180

c. Dave Brown March 2010

$\text{♩} = 120$

D C Bm Am D C G Am

D C Bm Am D C G D

D C Bm Am

D C Bm Am G D D

$\text{♩} = 120$

(c) Dave Brown August 2009

BM - There's A Bear Coming!

(c) Dave Brown - August 2009

<https://www.dlbmusic.org.uk>

MINistry of Fun

Written for our daughter MinXian

Play with a swing feel

© Dave Brown August 2008 Ref: 183

[A] $\text{♩} = 90$

Am Am/G Am/F# Em Bm

5 Am Am/G D/F# C/E Bm/D E7

9 Bm/D E7 Am Em/G F Em D⁹ G⁷

13 Bm Am Em/G F Em D⁹ C

17 Bm A⁷ D Bm Em D D⁷/C

21 Bm D D⁺/A[#] A⁷ F[#]m G Am Bm C E⁷

Shelter from the Storm

© Dave Brown January 2009

[A]
 Dm Dm C Dm Dm Am Dm
 Dm C Dm Am Am Dm Dm Am B \flat Am
 Dm Am B \flat Am Dm C B \flat A sus^4 A 7
 Dm C B \flat Am Dm C A 7 A 7 Dm

Taking Tea with Deborah

Ref:185

c. Dave Brown 13/4/2010

The musical score is written for a single melodic line in treble clef, key of D major (two sharps), and 4/4 time. It consists of four staves of music. The first staff begins with a boxed 'A' above the first measure, which contains a repeat sign. The first four measures of this staff are labeled with chords: D, F#m, G, and A7. The second staff continues the melody and includes first and second endings, indicated by '1.' and '2.' above the staff. The third staff begins with a boxed 'B' above the first measure, which contains a repeat sign. The fourth staff also includes first and second endings, indicated by '1.' and '2.' above the staff. Chord labels are placed below the staff at various points: D, F#m, G, A7, A7, D, D, A7, A7, Bb, Bb, C, C, and C.

A

D F#m G A7

1. 2.

D F#m G A7 A7

B

D D A7 A7

1. 2.

Bb Bb C C C

Ham Sandwiches

© Dave Brown November 2010 ref: 186

Staff 1: [A] A7 A7 A7 E7

Staff 2: A7 A7 D7 D7

Staff 3: [B] A7 A7 D7 D7 A7 A7 1.

Staff 4: D7 E7 A7 Bm C#o D Em F#m G 2.

Misty Dawn

Ref:187

© Dave Brown November 2010

♩. = 110

Musical score for "Misty Dawn" in G major, 6/8 time. The score consists of four staves of music with chords indicated below the notes.

Staff 1: Chords D, C, D, C, Em⁷, Am⁷, D, C. Section A is marked at the beginning.

Staff 2: Chords Bm, Am, G, C, G, C. First and second endings are indicated.

Staff 3: Chords Am⁷, Am⁷, Bm⁷, Bm⁷, CMAJ⁷. Section B is marked at the beginning.

Staff 4: Chords CMAJ⁷, D, G, D, Am⁷, D, G, D. First and second endings are indicated.

Mud Doll

Ref:188

© Dave Brown November 2010

Musical score for "Mud Doll" in G major, 4/4 time. The score consists of four staves of music with chords indicated below the notes.

Staff 1: Chords D, A, D, C, Bm⁷. Section A is marked at the beginning.

Staff 2: Chords A⁷, A⁷, A⁷, D, G, A.

Staff 3: Chords Bm⁷, Bm⁷, A, D⁷. Section B is marked at the beginning.

Staff 4: Chords G, A⁷, D, A⁷, D.

MINJig

♩ = 110

© Dave Brown August 2008

Ref:189

Staff 1: Treble clef, key signature of two sharps (F# and C#), 6/8 time signature. It starts with a repeat sign and a first ending bracket. Chords D, D, C, and C are indicated below the staff.

Staff 2: Continues the melody with a second ending bracket. Chords Bm, Bm, A⁷, A⁷, and A⁷ are indicated below.

Staff 3: Starts with a repeat sign and a first ending bracket. Chords Bm, Bm, F#m, and A⁷ are indicated below.

Staff 4: Continues the melody with a second ending bracket. Chords D, G, A⁷, A⁷, and D are indicated below.

Un-named Road

© Dave Brown Oct 2009 Ref: 190

♩. = 100

A

Measures 1-8 of section A. The melody consists of eighth notes and dotted eighth notes. Chords are indicated below the staff: Gm (measures 1-2), Gm (measures 3-4), D7 (measure 5), Gm (measures 6-7), and Gm (measure 8).

B

Measures 1-8 of section B. The melody consists of eighth notes and dotted eighth notes. Chords are indicated below the staff: Gm (measures 1-2), Gm (measures 3-4), D7 (measure 5), Gm (measures 6-7), and Gm (measure 8).

1. 2.

Measures 1-8 of section B. The melody consists of eighth notes and dotted eighth notes. Chords are indicated below the staff: Gm (measures 1-2), Gm/F (measure 3), Eb (measure 4), D7 (measures 5-6), Eb (measure 7), D7 (measure 8), and Gm (measure 9).

Remembering Alan

Ref: 191

(c) Dave Brown - September 2009

Musical score for "Remembering Alan" in 6/8 time. The score consists of five staves of music. The key signature is one flat (Bb). The score is divided into two sections: Section A (measures 1-8) and Section B (measures 9-16). Section A is marked with a box 'A' and Section B with a box 'B'. The chords are: Am, Am, Dm7, E7, Am, Dm7, E7, Am, Am, Am, Dm, Am, E7, E7, Am, Am, Dm7, E7, Am, Dm, E7, Am.

Accolade for Alan

Ref: 192

(c) Dave Brown - September 2009

Musical score for "Accolade for Alan" in 4/4 time. The score consists of five staves of music. The key signature is two sharps (F# and C#). The score is divided into two sections: Section A (measures 1-8) and Section B (measures 9-16). Section A is marked with a box 'A' and Section B with a box 'B'. The chords are: A, A, A, E7, A, A, E7, A, A, A, D, A, E7, E7, A, A, A, E7, A, D, A, Bm, E7, A.

Dave Brown's Compliments to Levi Broadbridge

Ref:193 © Dave Brown January 2011

A $\text{♩} = 120$

A A G A G

1. **2.**

A A G A A A7

B

D F#m G A7 A7

Bm F#m Bm A7

D F#m G A7 A7

D F#m G E7

Theo-D-essy (The Oddessy)

Written for Theo Dunphy

© Dave Brown Feb: 2011 ref:194

Sheet music for "Theo-D-essy (The Oddessy)" in 4/4 time, featuring treble clef, key signature of one flat (B-flat), and common time signature of 4/4. The music is divided into four systems, each containing a staff with notes and chords. The first system is marked with a box 'A' and the second with a box 'B'. The music includes triplets and various chords.

System 1 (Measures 1-4):

- Measure 1: Am (chord), triplet of eighth notes (G4, A4, B4)
- Measure 2: Am (chord), triplet of eighth notes (B4, C5, D5)
- Measure 3: Em (chord), triplet of eighth notes (D5, C5, B4)
- Measure 4: Am (chord), triplet of eighth notes (A4, G4, F4)

System 2 (Measures 5-8):

- Measure 5: Am (chord), triplet of eighth notes (E4, D4, C4)
- Measure 6: Am (chord), triplet of eighth notes (B3, A3, G3)
- Measure 7: Em (chord), triplet of eighth notes (F3, E3, D3)
- Measure 8: G (chord), triplet of eighth notes (C4, B3, A3)

System 3 (Measures 9-12):

- Measure 9: F (chord), triplet of eighth notes (G4, A4, B4)
- Measure 10: F/E (chord), triplet of eighth notes (C5, D5, E5)
- Measure 11: D (chord), triplet of eighth notes (F5, E5, D5)
- Measure 12: C (chord), triplet of eighth notes (C5, B4, A4)

System 4 (Measures 13-16):

- Measure 13: Bm (chord), triplet of eighth notes (G4, A4, B4)
- Measure 14: Am (chord), triplet of eighth notes (C5, D5, E5)
- Measure 15: D (chord), triplet of eighth notes (F5, E5, D5)
- Measure 16: G (chord), triplet of eighth notes (C5, B4, A4)

Probably, best played as a Hornpipe, but it works just as well as a Reel.

The Old Post Office Reunion

Ref:195

© Dave Brown April 2011

A $\text{♩} = 115$

G Em C D⁷

1. 2.

G Em C D⁷ D⁷ G

B

G Bm/F[♯] Em D⁷

G Em C D⁷

G C G D⁷

G C A⁷/C[♯] D⁷ Em x-----x D⁷ 1. 2. D⁷ G

What's That Tune?

© Dave Brown November 2012 ref:196

A ♩. = 116

Dm F Gm⁷ Am Dm

Dm F Gm Am A⁷

B

B \flat Dm F Am

B \flat Gm⁷ Am A⁷ A⁷ Dm

Repeats Ending

Ni Wa Wa Polka

Mud Doll Polka

© Dave Brown April 2011 ref:197

A $\text{♩} = 90$

D G A⁷ A⁷ D G

B

A⁷ D Bm Em Bm

A⁷ D G A⁷ D

UGINE

Ref: 198

© Dave Brown (August 2011)

♩. = 110

The musical score for 'UGINE' is written in G major (one sharp) and 6/8 time. The tempo is marked as ♩. = 110. The score consists of four staves of music.

Staff 1: Starts with a treble clef and a key signature of one sharp (F#). The time signature is 6/8. The first measure is a whole note G. The second measure is a half note G7. The third measure is a half note C. The fourth measure is a half note A7/C#. The staff ends with a repeat sign and a first ending bracket.

Staff 2: Continues the melody. The first measure is a half note D. The second measure is a half note Bm. The third measure is a half note A7. The fourth measure is a half note D7. The staff ends with a repeat sign and a first ending bracket.

Staff 3: Starts with a treble clef and a key signature of one sharp (F#). The time signature is 6/8. The first measure is a whole note D. The second measure is a half note D7. The third measure is a half note G. The fourth measure is a half note Em. The fifth measure is a half note Bm. The sixth measure is a half note E7. The staff ends with a repeat sign and a first ending bracket.

Staff 4: Continues the melody. The first measure is a half note Am7. The second measure is a half note Am7. The third measure is a half note C. The fourth measure is a half note G. The fifth measure is a half note C#Dim. The sixth measure is a half note Am7. The seventh measure is a half note D. The staff ends with a repeat sign and a first ending bracket.

AVALLON

Ref: 199
© Dave Brown (August 2011)

Staff 1: D, D/C#, Bm, A⁷

Staff 2: D, Bm, A⁷, D

Staff 3: D, A⁷, D, A⁷, D, A⁷, G, A⁷

Staff 4: D, Bm, Em, D, A⁷, D

Jig in A

© Dave Brown Dec 2011 ref:200

♩.=110

A

A A D B⁷ E⁷

A B⁷ E⁷ E⁷

B

A G E⁷ F[#]m⁷ G E⁷/G[#]

A G E⁷ A

100	1985	Doodles	Reel	32	Download: Just the result of some idle doodling of notes on my fiddle. Something about it stuck in my mind to make this tune.
101	1985	Port and Starbord	March	32	Download: Written for the EFDSS recording by Wild Thyme of the dances in the Captain's Ceilidh collection. It is a second tune for the well known tune "Goodbye Girls, we're going to Boston". Here is the tune, played by Wild Thyme, from the Captain's Ceilidh recording.
102	1985	Cardigan	Jig	32	Download:A comfortable and gentle Jig (a bit like the comfort of a good caridigan which I'm only now beginning to appreciate.)
103	1985	The Royal Engagement	March	32	Download:Written at the time of Prince Charles' engagement to Diana.
104	1986	Red Tail Rag	Hornpipe	32	Download:Just a Raggy Hornpipe. As I was writing this tune I seem to remember a bird, outside the window, which had a red tail! (q.e.d.). Here's the track from my CD Gingerbread and Moonshine - the second tune is Church Flowers (076).
105	1986	Autumn Glory	March	32	Download:Written in March, but probably wasn't named until the following Autumn.
106	1986	Now We Are 8	Reel	32	Download:Written to celebrate a young friend's 8th birthday.
107	1986	Colin's Shirt	Reel	32	Download: - At the Sidmouth festival in 1986 the caller, Colin Hume, announced one day that he had "run out of shirts", so I started a collection and we bought him a shirt which he dutifully put on at the next dance. I had, therefore, to write a tune to commemorate the occasion. The tune, and a new dance by Colin, can be found in his book <i>Squares with a Difference Vol.1</i>
108	1986	Patter No:1	Reel	32	Download: - I spent a lot of time in the 1980s playing patter tunes for Square dances. (Quite boring to play actually, and I thought it wasted a good tune to just play some chords, so I wrote a few ideas giving space for copious amounts of improvisation). I wrote a Fiddle part for this recently as this has proved to be a useful teaching tool when players have asked, "What do I play when the caller is calling a square dance?"
109	1986	Patter 2	Reel	32	Download: - Spent a lot of time in the 1980s playing patter tunes for Square dances. It seemed a shame to waste a good tune, so I created these chord sequences + simple melody. The trick is to add great improvisations to enhance the sequence.
110	1986/2018	The Verity Polka	Polka	32	Download: This tune was found on an old piece of manuscript r ecentlyin my studio (2018). I liked the opening part and the new B music came very easily and naturally. I played it through several times with my sister-in-law, Verity (hence the name of the tune) and we came up with the final bars of the B music which provides a strong driving return to the opening of the melody.
111	1986	Bridge of Athlone	Jig	32	Download:We were always being asked by callers to play for the Bridge of Athlone at Barn Dances. I could never find a traditional tune for this dance and so I wrote one! Here it is.
112	1986	Fall-Out Jig	Jig	32	Download: I wrote this follow the nuclear disaster in Chernobyl. It's a tortuous and challenging Jig and maybe by the end you'll feel somewhat stressed and uneasy - well - job done!

113	1986	March for Joy	Reel	32	Download: When I first started working in 1975 I lived in Gloucestershire, United Kingdom. I quickly met a couple, Lionel and Joy Parkhouse, who were "organisers" of Folk related activities in the area. They kindly introduced me to lots of people and through them I gained access to many events where I could play and learn. This tune is for Joy Parkhouse.
114	1986	Jolity	Reel	32	Download: Simple March which I thought was quite jolly.
115	1986	Elegance	English March	32	Download: - A more elegant English style tune. See arrangements and dances on my Arrangement catalogue. Listen to this melody played here on my CD Connections.
116	1987	Pip Squeak	March	32	Download: written for my niece Philippa who was, when she was young, known for a while as "Pip".
117	1987	Katharine The Great	Waltz	32	Download: - Written for my niece Katharine who is simply GREAT! I was pleased that, in 2013, Maureen Hill sent me a lovely dance to accompany this tune. I have included the instructions with this download.
118	1992	Miss Kirsty Rose	March	32	Download: A great tune for Kirsty my niece, which I revised in 2005 when I recorded it on my CD Connections.
119	1993	Laura's Swing	Jig	32	Download: - Written at the Eastbourne festival. Brian Jones (caller) was teaching a class for beginner's country dance and wanted to demonstrate a swing with his daughter Laura. I was "put on the spot" and, as I couldn't immediately think of a suitable jig to play, I improvised something like this tune which I wrote down later that morning! Here's the track from my CD Gingerbread and Moonshine.
120	1993	Heidi's Waltz	Waltz	32	Download: - Written in June 1993 for Heidi Chapman - Pittsburgh, Pennsylvania, USA.
121	1994	Heatherington's Hornpipe	Hornpipe	32	Download: - Having spent some time in Pittsburgh, Pennsylvania, I used to visit an Irish Bar called Heatherinton's. I wrote this tune after an afternoon's session at the bar.
122	1994	15 Dollar Coke	Reel	32	Download: - Whilst visiting Paris with an American friend we ordered large cokes as it was very hot. To our surprise they simply added together the cost of 3 smaller cokes" 15 Dollars for 500ml was a bit too much I think. Tourists beware - check the price first.
123	1994	Mona Lisa	Hornpipe	32	Download: - I saw THE "Mona Lisa" for the first time in 1994. I was very disappointed. Now, I live just South of Amboise, Central France, where the retirement home of Leonardo Da Vinci, Clos Lucé is situated next to the Chateau. I am in no way disappointed with that. It's well worth a visit.
124	1994	Jig for Catherine	Jig	32	Download: I spent a small amount of time in Pittsburgh, Pennsylvania. Catherine Chope was an elderly neighbour to the house in which I staying. As I had time on my hands, I undertook a few small tasks to help her out. One day she asked if I'd like a drink and produced a bottle of Whisky which she had saved from her wedding 50 years before. She opened it and we drank together. I wrote her this tune, but sadly she died before I could play it to her. She was a lovely old lady.
125	1994	Protherough's Jig	Jig	32	Download: Dave Protherough was a Gloucestershire Rugby player and a good supporter of the school in which I taught.
126	1994	Jig for Bob	Jig	32	Download: Bob England was an Australian teaching colleague with whom I shared many skiing holidays before he sadly
127	1994	Dandelion Whine	Jig	32	Download:
128	1995	Miss Rosie Bird	Jig	32	Download: Written for my niece Rosie Bird. Here is a recording of me playing this tune on my CD CONNECTIONS. The second tune is called the Arborist.
129	1995	The Empty Years	Waltz	32	Download: Sad waltz written at Halsway Manor In October 1995.
130	1995	Columbine	Waltz	32	Download:
131	1995	Lack of Patience	Jig	32	Download: A week when Patience (my wife) was away from home working - it's a sad tune and quite atmospheric. MIDI

132	1996	Home on the Hill	Waltz	32	Download:Written to remember the time I lived in Woollas Hall in Eckington, Worcestershire. A lovely Jacobean Manor House set on the slopes of Bredon Hill. Download MP3 file of Dave playing "Home on the Hill and Patience".
133	1996	Patience	Waltz	32	Download: Written for my wife - Patience. Recently Sharon Green wrote a dance for this tune. Download the Dance
					Download MP3 file of Dave playing "Patience". Download MIDI or Download a 2 Part arrangement.
134	1996	Release	Reel	32	Download: This is a raggy style of tune, which is probably best played in a slower swing style, although a faster version is also fun to play. You choose. MIDI version
135	1996	Harvard Heights	Reel	32	Download:Written in a district of Salisbury, Wiltshire, United Kingdom which was called Harveard Heights. MIDI version
136	1996	Reel Rouge	Reel	32	Download:
137	1996	Reel Blanc	Reel	32	Download:
138	2001	Tom Tiddler	Jig	32	Download: - Written for my nephew Thomas Bird when he was very small. Here is a recording from my CD Connections.
139	2001	Junior	Waltz	32	Download: Written to celebrate the birth of Christopher Day.
140	2002	Felcity	Waltz	32	Download Melody: There is also a version of this download with a dance by Colin Hume. Click here for FELICITY + dance Instructions. and here for an MP3 file 4 x 32 bars..
					Before Colin Hume wrote this dance I recorded this tune at a different tempo and 8 times through. Click here to listen. I wonder which version you prefer?
					This tune has also been recorded by Bare Necessities on their CD Invitation to Waltz - Vol 14 of their country dance series.
141	2003	Charlotte	Waltz	32	Download: A very simple waltz tune written, by request, for Barry McNamara's granddaughter Charlotte. Click here to listen to a Midi version of this tune.
142	2003	David's Dilemma	Reel	32	Download: Written for my nephew Davd Collard. It's an appropriately lively tune. Listen. The second tune is Leaping Lewis (150). Lewis is my Great-Nephew.
143	2003	Rachael's March	March	32	Download: Written for my neice Rachael Collard. A confident little tune!
144	2004	Moonstone Waltz	Waltz	32	Download:..
145	2004	Turtle Bay	Waltz	32	Download: Turtle Bay is a tranquil Bay on an island called Perhentian Bazar in the South China sea. An excellent diving venue. Listen to my recording from the CD Connections
146	2004	Jig on the Scaffold	Jig	48	Download: Written in Berea, Kentucky when we were staying on a road called Scaffold Pike. It's a 48 bar Jig with some significant movement in the B music which would suit setting or balancing - maybe!
147	2004	Kuala Tahan	Reel	32	Download: Kuala Tehan is a beautiful jungle area in North Eastern Malaysia where we spent a pleasant few days. There is quite a large Muslim population in the Jungle and this gave rise to the more Eastern sounding nature of the tune.
148	2004	Swakopmund Lass	Reel	32	Download: While staying in Swakopmund, Namibia we enjoyed an evening singing and playing music with a young woman called Nelise.
149	2004	Rumble in the Jungle	Jig	32	Download: We stayed in the Malaysian Jungle close to Khota Baru in 2004. Next to our wooden hut accommodation there was a newly completed accommodation block which was unoccupied. The corridors were tiled and when I played my fiddle it acted like a huge reverberation system! This tune sounded great in that place. Listen to my recording from the CD Connections. https://www.dlbmusic.org.uk/downloads/mp3/rumbleinthejungle.mp3
150	2005	Leaping Lewis	Reel	32	Download: Lewis is my Great Nephew. He's a lively chap and so this is a lively tune. Here is an extract from my CD Connections.

151	2005	Home again	Reel	32	Download: The first tune written on returning to England in 2005. The empty kitchen acoustics were a pleasure to experience.
152	2005	Blue car Jig	Jig	32	Download: Well, my car was blue!
153	2005	The Barking of the Shins	Jig	32	Download:
154	2006	Mr and Mrs. Eden	Strathspey	32	Download: I couldn't go to Gerard and Claire's wedding in New Zealand, so I sent them some music instead. Listen to Mr & Mrs Eden
155	2006	G&C	Reel	32	Download: Couldn't go to Gerard and Claire's wedding in New Zealand, so I sent them some music instead. Listen to G&C as I recorded it for Claire and Gerard's Wedding CD
156	2006	Miss Claire Moir	Waltz	32	Download: Written for Claire Eden (Moir) - Wellington - New Zealand on the occasion of her wedding to Gerard. Listen by Skylark on their CD "SKYLARK" .
157	2007	White Horse Waltz	Waltz	32	Download: Where I live in Wiltshire there are many White Horses carved into the hillside. Some have been here since the Viking invasions in the 9th Century.
158	2006	Do you Wanna Dance With Me?	Reel	32	Download: I know I wrote this reel, but I think it's great. A driving and exciting reel which is great for contra dances. Listen here!
159	2005	Let it all hang out!	Jig	32	Download:Not sure where this title came from, but the tune is not neat or restrained in any way!
160	2006	Skylark Blues	Jig	32	Download: I wrote/constructed this sequence (based on a 12 bar blues) to add to a set of Jigs played by our band SKYLARK. It turned out to be a popular set of tunes and when this "blues" section was played at the end, the more adventurous dancers would become animated and begin to jive and improvise, thus providing energy and excitement to the dance. Here is SKYLARK playing the SKYLARK BLUES which was preceded, and followed by, Joel Mabus' Blue Jig.
161	2007	Sky Slip	Jig 9/8	32	Download: There was a trend to dance Contra Dances to other traditional rhythms. This my effort at writing a pair of "modern" Slip Jigs (See 162 - Lark in Blue) which we used for Contras such as "Any Jig Will Do." Listen to Skylark playing the set of 2 tunes - Sky Slip (161) and Lark in Blue (162)
162	2007	Lark in Blue	Jig 9/8	32	Download: See below (161) this is the second of 2 modern Slip Jigs. Listen to Skylark's track from their CD "Spreading our Wings"
163	2007	Chris Turner's Other Jig	Jig	32	Download: - Whilst preparing a tune for Chris Turner's birthday dance (See tune and dance 164) I actually came up with two tunes. This is the other one!
164	2007	The Polychromatic Gentleman	Jig	32	Download: This tune was written for Chris Turner's ??th birthday. John Meechan wrote a dance - download. I mis-read the name of the dance Polychromic Gentleman (referring to Chris' penchant for colourful clothes) and titled my tune the Polychromatic Gentleman - more musical in meaning. Listen to Skylark playing this melody.
165	2007	Mont Dore	Reel	32	Download:
166	2007	Massive in the Massif	March	32	Download: Written in the central Massif, France, during our summer vacation.
167	2007	Les Petites Cigognes	Waltz	32	Download: Les Petites Cigognes is a delightful place to visit in the Southern Loire, France.
168	2007	Tree Crash Reel	Reel	32	Download Tune only: Sadly, Colin Hume had a car accident on his way to call a dance. (He was OK!) During the dance I wrote this tune and Trevor Monson wrote a dance. Download Dance instructions and the Tune. We performed it that evening.
169	2008	Waiting for Min Xian	Reel	32	Download:

170	2008	Waiting for Amy-Nedd	Reel	32	Download:
171	2008	Min is Here!	Reel	32	Download: A great reel which expresses the joy we felt when our daughter arrived.
172	2007	The Yarn Market	Jig	32	Download: I played for some dance weekends at the Yarn Market Hotel in Dunster.
173	2008	Using the Spoon	Reel	32	Download: Something every child has too learn. The day our daughter used her spoon for the first time I penned this tune on my mandolin accompanied by some spoon percussion!
174	2008	China Joy	Jig	32	Download:
175	2008	Shanghai Calypso	Hornpipe	32	Download: Having just returned from a trip to China the title just sort of seem appropriate for a happy tune.
176	2008	Smudge the Dog	March Reel	32	Download: A tune written on my mandolin and named after my daughter's small fluffy dog - Smudge. I was delighted that the tune was recorded by the Halsway Manor Millennium Players on their CD "10 years on". Smudge the dog is the second tune - the first tune is by George Paul called Pokey's Reel. Download CD Track
177	2009	The Lotus Blossom	Waltz	32	Download: - An oriental connection for our daughter Min.
178	2010	Duplicity	Jig	32	Download: A commission from Mark Elvins was readily accepted and this fairly modern sounding Jig evolved.
179	2010	A New Tune	Reel	32	Download: This is a new tune suitable for a dance - possibly a Contra Dance? (We played this once along with Lady Gaga's Bad Romance - just an idea!)
180	2010	American Quizine	Reel	32	Download: Staying with Kent Gilbert in Berea, Kentucky (American) is always a great pleasure as he is a great cook (Cuisine) and raconteur, and we're always left guessing what he will choose to do next! (Quiz)
181	2009	Fixin' Up the Barbeque	Reel	32	Download: - composed while waiting for the Barbeque to light on a very pleasant day in Wales.
182	2009	There's a Bear Coming!	Reel	32	Download: - At the same barbeque, our daughter who was 2 years old, came running towards us shouting "There's a bear coming!". As we don't have native bears in the British Isles I can only guess what she was imagining. It caused us some amusement.
183	2008	MINistry of Fun.	Hornpipe/Swing	32	Download: I like to play this with a strong swing backing. You're lucky if you have musicians who can achieve this for you, otherwise, select a suitable keyboard backing to maintain the feel of the music throughout. All quavers (8th notes) to be played unequally 2/3rds and 1/3rd of the beat..
184	2009	Shelter from the Storm	Reel	32	Download: - A darker, driving and menacing tune. Little bit of an Eastern musical feel in the B section.
185	2010	Taking Tea with Deborah	Reel	32	Download: Deborah Payne is a great Kentucky fiddle player and singer. We enjoyed taking tea with her at her house in Berea and playing music together. This tune is to remember that occasion.
186	2010	Ham Sandwiches	Jig	32	Download: Guess what I was doing whilst writing this tune! A good driving Jig which I think would suit a flowing contra dance. The tune does not end, but instead it builds up from the end of the B music into the next A. Something good contra dancers love to do as there is no break or hesitation from the end of one turn of the dance to the start of the next turn.
187	2010	Misty Dawn	Jig	32	Download:
188	2010	Mud Doll	Jig	32	Download: Many children in Asian countries create dolls to play with out of all sorts of materials. This tune was inspired by a Chinese song about a a mud doll who became a little girl's friend and her family.
189	2008	MinJig	Jig	32	Download: Written for our daughter MinXian. Listen to Skylark playing this melody.

190	2009	Un-named Road	Jig	32	Download: I was looking for a dark and atmospheric tune to start a Contra Dance and couldn't come up with one immediately, because it needed to go like this..... and a new tune was born. The dance that weekend was at a venue on a road without a name.
191	2009	Remembering Alan	Jig	32	Download: The dance, written by John Meechan, is available here. Listen to Remembering Alan here
192	2009	Accolade for Alan	Reel	32	Download: The dance, written by John Meechan, is available here. Listen to Accolade for Alan here
193	2011	Dave Brown's Compliments to Levi Broadbridge	Reel	32	Download: This tune was written for Levi Broadbridge born to Aidan and Annette Broadridge. A 32 bar reel suitable for Contra Dance, but with a mixed Scots/American flavour as appropriate for Levi's parents. Simone Verheyen wrote a great and flowing 4 couple becket formation dance called LEVITATION to be accompanied by this tune. Click here to listen to an MP3 of this tune.
194	2007	Theo-Odessa	Reel	32	Download: Written for Theo Dunphy who is the son of Kathryn (of Skylark) and James Dunphy..
195	2011	The Old Post Office reunion	Ragtime	32	Download: I met some old friends in a lovely Bistro in Wales which was once an old Post Office. MIDI
196	2012	What's That Tune?	Jig	32	Download: This was a new tune which I written on the afternoon of a dance. We played it, untitled, that evening and when we had finished two people rushed up to the stage and asked, "What's that tune?". Until that moment it didn't have a name. I hope they liked the tune and weren't disappointed when I sent a copy to them as we did play it quite well that evening and with just a little improvisation. It's quite a haunting little piece and a great vehicle for atmospheric improvisation from the accompanying musicians as well as the main melody player(s).
197	2011	Ni Wa Wa Polka	Polka	32	Download: Ni Wa Wa is a Chinese children's song about a Mud Doll". This simple tune grew from that song. It also has a striking similarity to more Western songs such as Little Brown Jug. Simple to play and a good practice piece for a beginner.
198	2011	Ugine	Jig	32	Download: Another simple Jig, also written in France in 2011. Ugine is a small town near Annecy.
199	2011	Avallon	Jig	32	Download: A simple Jig written in France in 2011. Avallon is a small village in central France.
200	2011	Jig in A	Jig	32	Download: It's a Jig and it's in A Major. Nothing more.